



The Rules of garbage collection in KYOGOKU

・To be put out by 8:30am on the collection day. ・ To be put out on a specified day.

・Separate the garbage properly.

※When the item is not protected, it may not be collected. No garbage collection on Saturday.

Collection schedule (From June 5,2023)

	Monday	Tuesday	Wednesday	Thursday	Friday
Classification	Organic Waste	Unburnable Garbage (A : 1st and 3rd) (B : 2nd and 4th)	Organic Waste	Burnable Garbage	Organic Waste
	Plastic Packaging	Mixed Paper (2nd and 4th)	Recycling Glass bottles/Cans /Plastic Bottles	Oversized Garbage (2nd and 4th)	Cartons/Cardboard /Magazines/Newspapers Paper wrappings and containers

Image of town designated bags

Burnable Garbage bags



Unburnable Garbage bags



Organic Waste bags



Oversized Garbage processing ticket

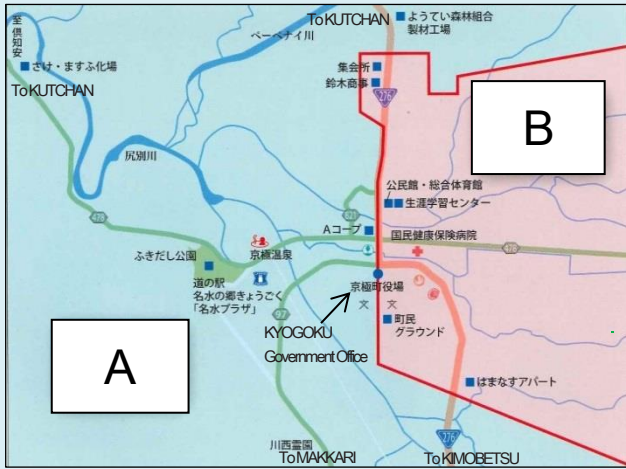


Image of garbage station (gomi station)

KYOGOKU

Government Office
Environment Division
TEL: 0136-42-2111
FAX: 0136-42-3155
<http://www.town-kyogoku.jp/kurashi/gomi-recycle/>

Collection area map (Unburnable Garbage)



Burnable Garbage



Paper scraps



Clothing



Driftwood

Sanitary Waste

Sanitary waste includes feminine napkins and pet toilet sanitary sheets.

Disposal of sanitary waste in large quantities

Put out only sanitary waste in the burnable bag.



Disposal of sanitary waste in small quantities

And other burnable garbage must be put out separately from burnable and then put into the garbage bag.



Unburnable Garbage



Glass



Kitchenware



Containers that cannot be recycled

Organic Waste

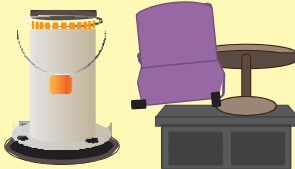
Please drain the organic waste and throw it in the designated bag.

Please put organic waste in specified bags in a container such as a bucket and carry it to the garbage station.



Oversized Garbage

Please apply by 2 days before the collection date.
(Please call or visit the KYOGOKU Government Office Environment Division.)



Furniture, carpet, sofa, stove, audio etc.

Garbage that cannot be collected by the town

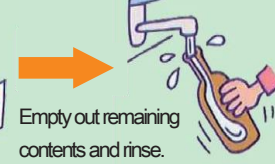
- Vehicle tires / waste oil / pesticides / farm equipment
- Paint cans with the contents still inside / Propane gas cylinders
- Fire extinguishers / home oil tanks / drums
- TVs / fridges / washing machines / air conditioners



Recycling

Disposal of glass bottles

Empty glass drink bottles, sauce and spice bottles only.
Remove the cap, metal or plastic seal, cork, and label.



Put out the transparent or translucent bags on recycling day.



Disposal of cans




Put out the transparent or translucent bags on recycling day.



Disposal of plastic bottles

Check to see that the bottles have this mark.
Remove the cap and metal.



Put out the transparent or translucent bags on recycling day.



Disposal of cartons

Wash.
Using your hands or scissors, cut out the carton. Dry the carton.

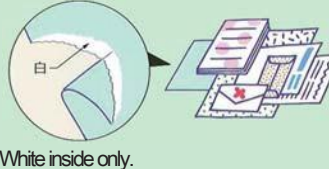


Tie cartons in bundles of approximately 30 one liter packs with string.



Disposal of mixed paper


White inside only.
Put the mixed paper into a paper recycling bag or in a white paper bag.



Put the bag out on recycling day.

Disposal of cardboard boxes, magazines, newspaper and paper wrappings and containers

Divide items into cardboard boxes, magazines, newspaper and paper wrappings and containers.



Bundle up each type individually with string in bundles weighing no more than 5kg.



Disposal of other plastic containers/wrappers

Remove the cap and lid.
Clean out the contents and remove all non-plastic elements and dry.



Put out the transparent or translucent bags on recycling day.



Disposal of toxic waste

Please bring toxic waste to these shops.

Fluorescent tube

Best Electric Shop /
Takashima Electric Shop / A-mart /
Lawson

Dry battery

Best Electric Shop /
Takashima Electric Shop / A-mart /
Lawson / Yamatomori Shop

